









Online Safety Newsletter


Age Ratings for Apps and Social Media.

All social media providers have age restrictions that are set out within their terms and conditions. There are there to protect children so we thought we would send a little reminder to check the age rating of what your child is accessing online. We have outlined some of them below, do any of them surprise you?

	Facebook: 13		X: 13
	Instagram: 13		WhatsApp: 16
	Twitch: 13		YouTube: 13
	Snapchat: 13		Messenger: 13

Whatever apps your child is choosing to use please check the age rating first to see if your child is old enough. In addition, whilst age ratings do allow you to see if something may be appropriate for your child it is also important to review the content yourself. That way you can make an informed decision as to whether it is suitable for your child.

Age Ratings for gaming:

	Minecraft: 7
---	-----------------

Minecraft has the option to play single or multiplayer mode. When in multiplayer mode, players can communicate via a chat box as well as sending private messages known as 'Whispers'. Both of these could put your child at risk of being exposed to inappropriate language or content.

Safety features available:

Switch off chat when playing multi-player – this stops your child from communicating with others.

Manage multi-player mode – manage who can access their own builds by disabling multi-player mode.

Enable profanity filter – this helps to stop your child seeing inappropriate language in public servers



**Fortnite:
12**

We are aware that many children within school play this game and although we do not advocate it, here is some safety advice for if you choose to allow your child to play it.

Safety features available:

Use parental controls of the gaming device – set time limits on game play, age limits for content and restrict in-app purchases.

Turn off the voice chat feature – disable the voice chat function or 'mute' individual players in the game

Ensure your child knows how to report inappropriate behaviour – they can use the in-game feedback tool

Further tips:

- download and play the game to help you understand it
- talk to your child about what they are doing online

What are the risks of online gaming?

- Being bullied
- Trolling, griefing and scams
- In-game purchases
- Talking to people they don't know

Tips for keeping children safe while gaming online:

- Check the game's content
- Change settings
- Talk to your child regularly
- Make a family agreement